

Haunted Hill Farm®

Thank you for choosing Haunted Hill Farm!
If you have any questions, concerns or suggestions,
please contact us directly.

Boo@HauntedHillFarm.com (Anytime)

1-888-840-4559

9AM-9PM EST Monday-Friday

9AM-5PM EST Saturday-Sunday

In the unlikely event that you experience a problem, please provide pictures and a description of the problem, a receipt (if available), name and address of the purchaser and the name of retailer where you purchased the product.

If you picked up your product up at a retail store, please also advise the name, city and state of the store where you received your product.

Please do not return this item to the retailer.

See the full Haunted Hill Farm collection and get online support for assembly, troubleshooting, care and maintenance at:

www.HauntedHillFarm.com

Follow us on social!

Facebook & Instagram: [@officialhauntedhillfarm](https://www.facebook.com/officialhauntedhillfarm)

YouTube & TikTok: [@hauntedhillfarm](https://www.tiktok.com/@hauntedhillfarm)

Please follow the step by step guide and enjoy ANIMATED CONVULSING NURSE™!

HHCONVULNRSE-1FLSA



The model number of your item is printed on the side of your carton.
Always use this number to identify your item.

Thank you for your purchase of this quality Halloween decor. With proper use and care, your Halloween decor will provide you with years of enjoyment. Please follow the instructions on how to assemble and disassemble your item. If you should have any problems with your item, or you have any questions, **DO NOT** return it to the place of purchase. Please call our toll-free number: **1-888-840-4559** and a customer service representative will assist you. Enjoy your Holiday!

PARTS

1.



2.




3.



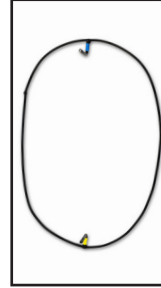
4.



5.



6.



7.



1. HEAD AND BODY
2. LOWER POLES
3. METAL BASE

4. UPPER POLE
5. WAIST FRAME W/
MODULE &
CONTROL BOX

6. WAIST RING
7. 6V 2A DC ADAPTER

**BEFORE ASSEMBLING, REMOVE ALL THE ABOVE PARTS FROM BOX.
IF ANY PART IS MISSING, DO NOT ATTEMPT TO ASSEMBLE THE PRODUCT.
CONTACT CUSTOMER SERVICE AT BOO@HAUNTEDHILLFARM.COM,
OR BY PHONE 9AM-9PM EST MONDAY-FRIDAY,
9AM-5PM EST SATURDAY-SUNDAY AT 1-888-840-4559 .**

CARE AND STORAGE INSTRUCTIONS

When the product is not in use, store in its original packing after it is completely dry.
Keep away from heat.

Please read all instructions carefully before assembling.
Save this instruction sheet for future reference.

WARNING

This item is not a toy and should be used for decoration only.
This item contains small parts that can be a choking hazard.

Keep all plastic and wire parts away from children. Recommended for ages 15 and up.

1. Please use the adapter supplied by manufacturer.
2. Please assemble item according to instructions. Connect all wires according to matching letters.
3. Children should be supervised by adults. Item should not be grabbed, as it becomes a tipping hazard.
Keep all away from the adapter, as it heats up during operation.
4. This item contains Polyvinyl Chloride (PVC).
5. Colors, style and contents may vary slightly from those shown on the package.

Requires 4AA batteries (not included) or 6V 2A DC adapter (included).

ALL NEW MATERIALS:
PLASTIC, FABRIC, METAL.
POLYPROPYLENE FOAM.
Surface washable only.


SMART PHONE SCAN
SETUP VIDEO




ASSEMBLY




1. Attach LOWER POLES to METAL BASE. Poles are secure when the snap lock pins click into posts on METAL BASE.
MATCH A TO A



2. Attach UPPER FRAME WITH CONTROL BOX to LOWER POLES.
MATCH B TO B



3. Attach WAIST RING to the WAIST FRAME W/ MODULE & CONTROL BOX.
MATCH BLUE TO BLUE, MATCH YELLOW TO YELLOW



4. Attach UPPER POLE to the WAIST FRAME W/ MODULE & CONTROL BOX. UPPER POLE is secure when the snap lock pins click into post on UPPER FRAME WITH CONTROL BOX.
MATCH C TO C



5. Attach BODY AND HEAD to the UPPER POLE. BODY AND HEAD is secure when the snap lock pins click into post on UPPER POLE.
MATCH C1 TO C1



6. Connect the wire assembly from the HEAD AND BODY to CONTROL BOX.
MATCH D TO D (Head Motion)
MATCH E TO E (Human Sensor)




7. Slide dress down figure to cover METAL BASE.



8. Attach end of chain with wall mount from HEAD AND BODY to wall with a peel and stick adhesive pad. Not recommended for use on painted or wallpaper walls.

OPERATING INSTRUCTIONS



Plug in the 6V 2A ADAPTER (included) or insert 4 AA BATTERIES (not included) into the battery compartment located on the CONTROL BOX.

Move the switch to the ON position. Move in front of the item or make a loud sound (clap) to activate the item.

OR

Turn the switch to the HUMAN ONLY position. Move in front of the item to activate it.


Turn the item to the OFF position when not in use.

OPTIONAL FOOTPAD SETUP

FOOTPAD/PUSH BUTTON IS NOT INCLUDED. MUST BE PURCHASED SEPARATELY.

1. Insert the cable from optional footpad/push button into the jack labeled FOOTPAD JACK on the CONTROL BOX.
2. Place the switch in the OFF(FOOTPAD) position to enable FOOTPAD activation.
3. Step on the FOOTPAD or press push button to activate the scary sequence!

* Footpads and push buttons are sold separately and can be purchased at www.tekkyaccessories.com



OPTIONAL EXTERNAL SPEAKER SETUP

EXTERNAL SPEAKER IS NOT INCLUDED. MUST BE PURCHASED SEPARATELY.

1. Plug speaker cord into the jack labeled SPEAKER JACK located on the CONTROL BOX.
2. Use volume knob on EXTERNAL SPEAKER to control volume levels.

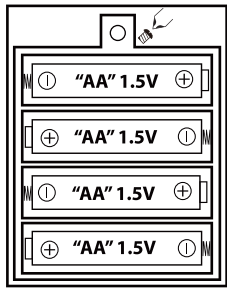




Warnings

- This product is for decoration only and is not a toy. Small parts and choking hazard. Use caution with children under the age of 15.
- Do not position the decoration near candles, sources of heat, or in direct sunlight.
- The decoration cannot be connected to the power supply directly.
- Decoration should be on a level, stable surface to prevent it from falling over.
- This product is fragile and should be assembled with care.
- Surface washable only.
- Please follow the steps and requirements specified in the instruction to ensure safety and reliability during the installation.

Battery Diagram



BATTERY INSTRUCTIONS AND CAUTIONS

Battery installation and removal should be performed by an adult.
Remove batteries when not in use.
Use only batteries recommended in the instructions.
Do not mix new and used batteries.
Do not mix alkaline, carbon-zinc, nickel-cadmium, rechargeable or different types of batteries.
Be mindful to insert batteries with the correct polarity (+/-) as indicated.
Remove all exhausted batteries.
Rechargeable batteries are only to be charged under adult supervision.
Rechargeable batteries are to be removed from the item before being charged.
Non-rechargeable batteries are not to be recharged.
The supply terminals are not to be short-circuited.
Always dispose of exhausted batteries properly.
Do NOT dispose of batteries in fire, they may leak or explode.

**Warning! This item is not a toy. For decoration only. Small parts, choking hazard.
This product is intended for use by persons 15 years of age and older.
Not intended for use by children ages 14 years and younger.**

WARNING

**DO NOT TURN ITEM ON UNTIL YOU HAVE COMPLETELY FINISHED ASSEMBLY.
STAY CLEAR OF ITEM WHILE OPERATING.
DO NOT PLACE ITEM ON UNEVEN GROUND.
DO NOT PLACE WEIGHT ON ITEM WHILE IN OPERATION.**

Storage tips: We suggest saving the carton for storing your figurine. Store in a cool, dry area where the temperature does not exceed 100°F.

1-YEAR LIMITED WARRANTY

“Limited” Warranty Program

For a period of one (1) year after purchase, Haunted Hill Farm (“Manufacturer”) will either repair or replace defective components in accordance with this Limited Warranty.

Sales and use taxes, plus shipping and handling charges are the responsibility of the consumer.

This warranty is between Manufacturer and the original purchaser and is valid only when accompanied by the original purchaser’s sales receipt showing original date of purchase and location of purchase. Replacements under this warranty revert back to the date of original purchase for future warranty.

Manufacturer or its authorized dealer can accept or reject warranty claims based on its findings. This warranty applies in normal residential use only, where an issue with the product is due to a defect in material or workmanship. Manufacturer can make substitutions as required of materials, components, and sub-components of comparable value and utility. This warranty is limited to product repair or replacement (to be determined solely by Manufacturer). Warranty return is limited to only the single affected component.

This warranty covers only manufacturing defects and does not cover normal wear and tear, abuse or misuse, including: water damage, chemical damage, exposure to extreme heat or cold, abrasion or excessive weight. This product is intended to be used with standard ornaments only. This warranty is invalid if the product is not used for intended purpose. Manufacturer disclaims liability for any aspect of installation and any inconvenience caused by a defective part or component.

Certain items are not covered by this warranty. These include, but are not limited to the following:

1. Components subjected to abuse, including abuse intended to simulate failure.
2. Damages caused by retailer, shipper or installation crew (such as scratches, dents, tears, etc.).
3. Any part which merely exhibits normal wear yet functions essentially as new, including stretching of materials and stitching.
4. Tears, punctures, scratches or any damage caused by improper installation or use.
5. Items sold “as is” or floor models.

To make a claim, send a copy of the original sales receipt along with a brief description of the problem to the email address below. Please include your email address and daytime telephone or cell phone #. All items maybe charged actual freight and handling costs. Repairs or replacement will be made at the Manufacturer’s option.

THIS IS THE ENTIRE EXCLUSIVE EXPRESS LIMITED LIABILITY. THE MANUFACTURER NEITHER MAKES NOR IS RESPONSIBLE FOR ANY OTHER WARRANTIES, EITHER EXPRESS OR IMPLIED, INCLUDING THOSE OF RETAILING DEALERS. THIS EXCLUSIVE REMEDY IS LIMITED TO RECEIPT OF A CREDIT IN CONNECTION WITH THE REPAIR OR REPLACEMENT OF ANY PRODUCT OR COMPONENT DEEMED TO BE DEFECTIVE UNDER THE TERMS AND CONDITIONS AS STATED IN THIS WARRANTY. NEITHER HAUNTED HILL FARM, THE PRODUCT MANUFACTURER NOR ITS AGENTS SHALL BE LIABLE IN ANY CASE FOR INCIDENTAL, INDIRECT, SPECIAL OR CONSEQUENTIAL DAMAGES RESULTING FROM THE USE OF THIS PRODUCT OR ARISING OUT OF ANY BREACH OF THIS WARRANTY OR NEGLIGENCE EVEN IF IT HAS BEEN ADVISED OF THE POSSIBILITY OF SUCH DAMAGES. EXCEPT AS OTHERWISE MAY BE REQUIRED BY LAW, THERE ARE NO OTHER EXPRESS OR IMPLIED WARRANTIES OTHER THAN THE WARRANTY DESCRIBED HEREIN, AND ALL OTHER WARRANTIES, INCLUDING ANY IMPLIED WARRANTY OF MERCHANTABILITY OR FITNESS FOR A PARTICULAR PURPOSE ARE EXPRESSLY DISCLAIMED.

Boo@HauntedHillFarm.com